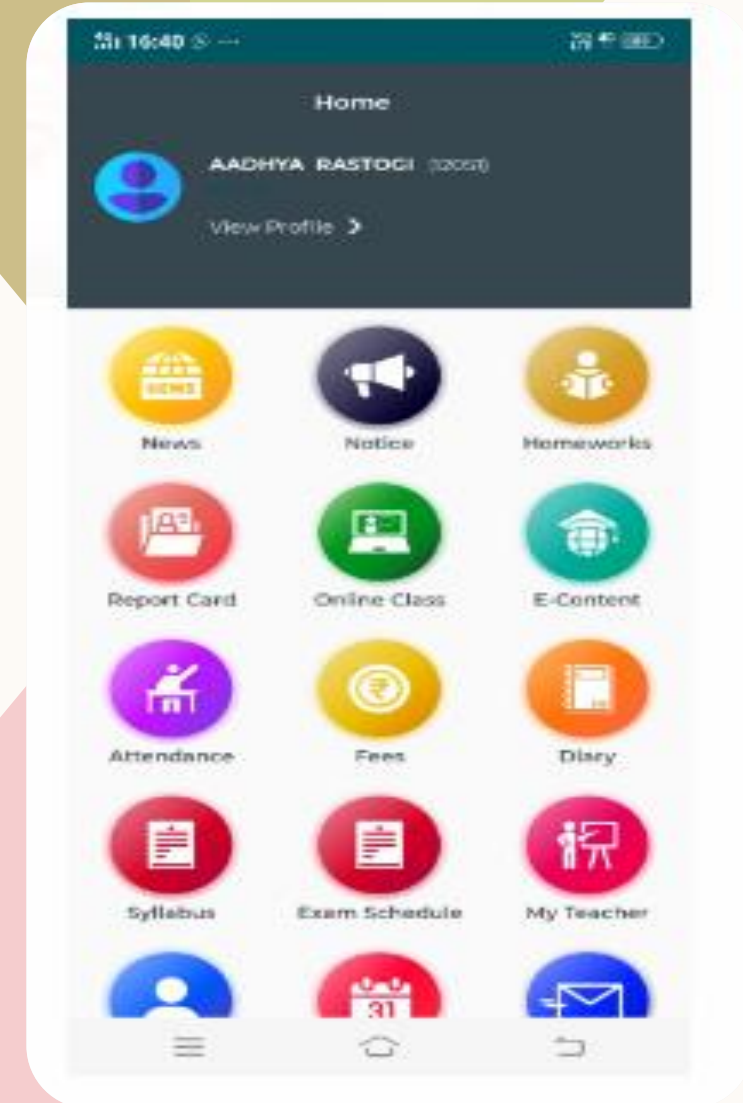


# **ST.ANDREWS SCHOOL**

Student App

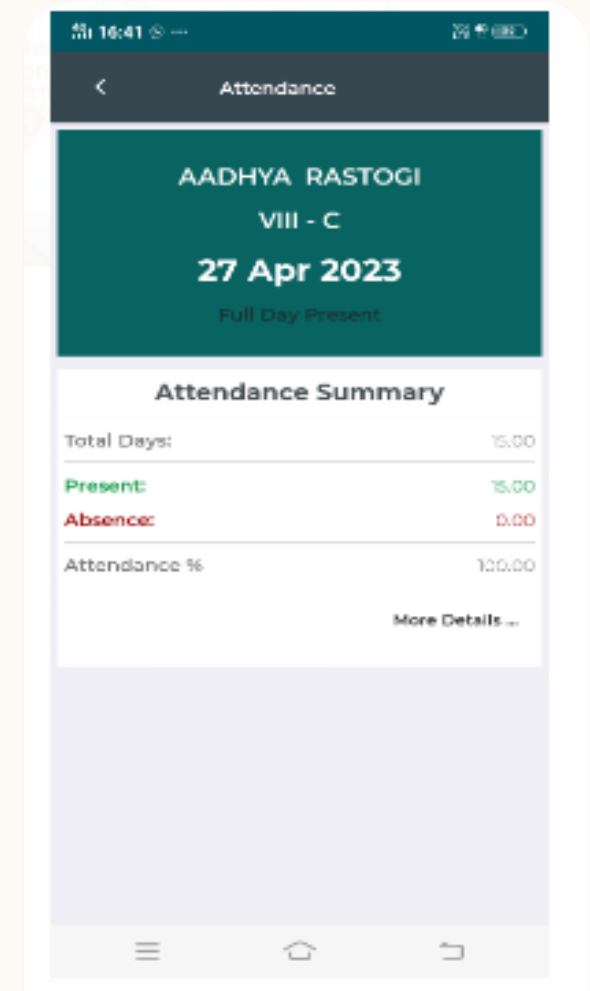
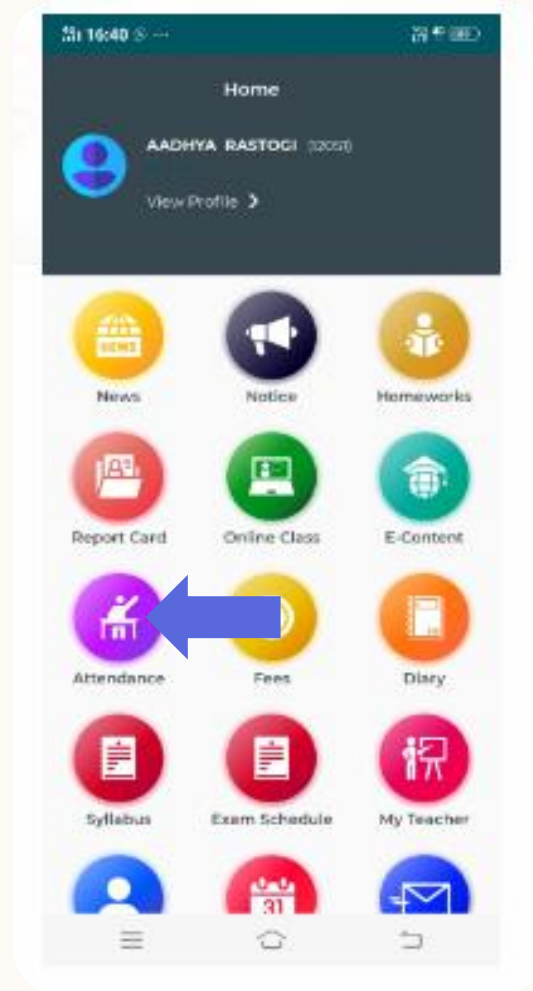
# STUDENT LOGIN IN MOBILE APP

- ❑ Login with Student ID and Password



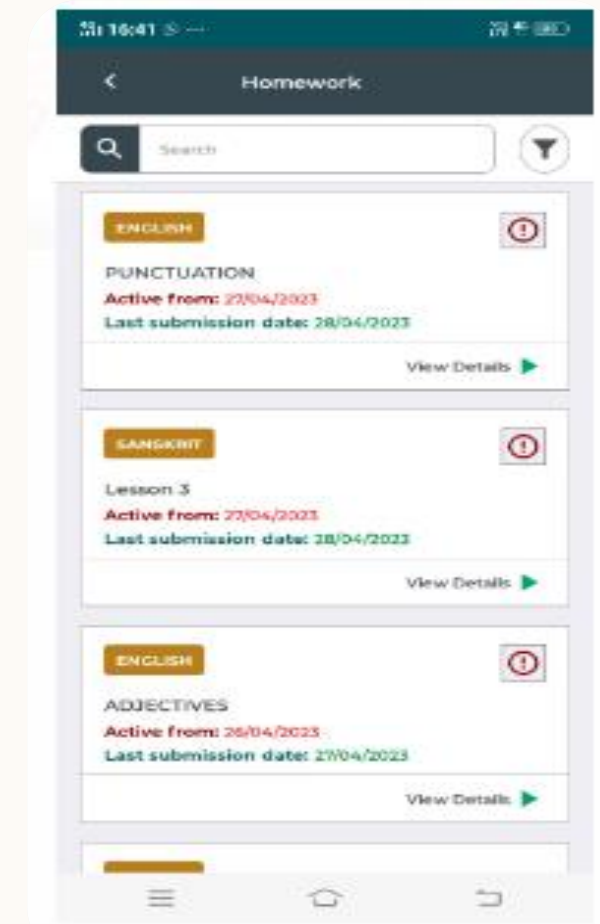
# ATTENDANCE VIEW IN MOBILE APP

- Click on the Attendance icon



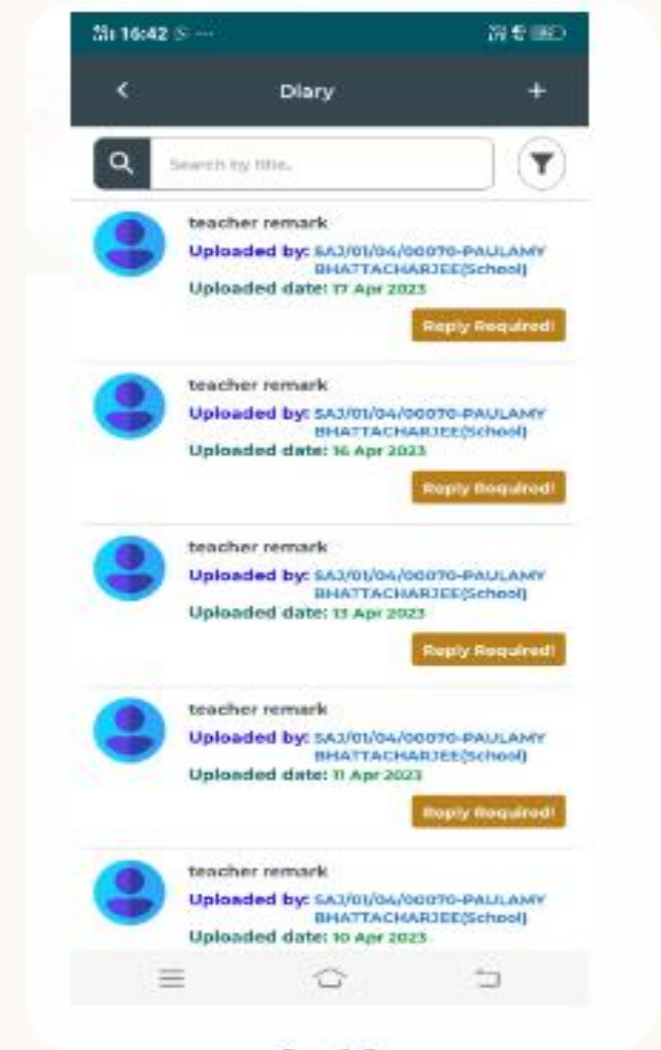
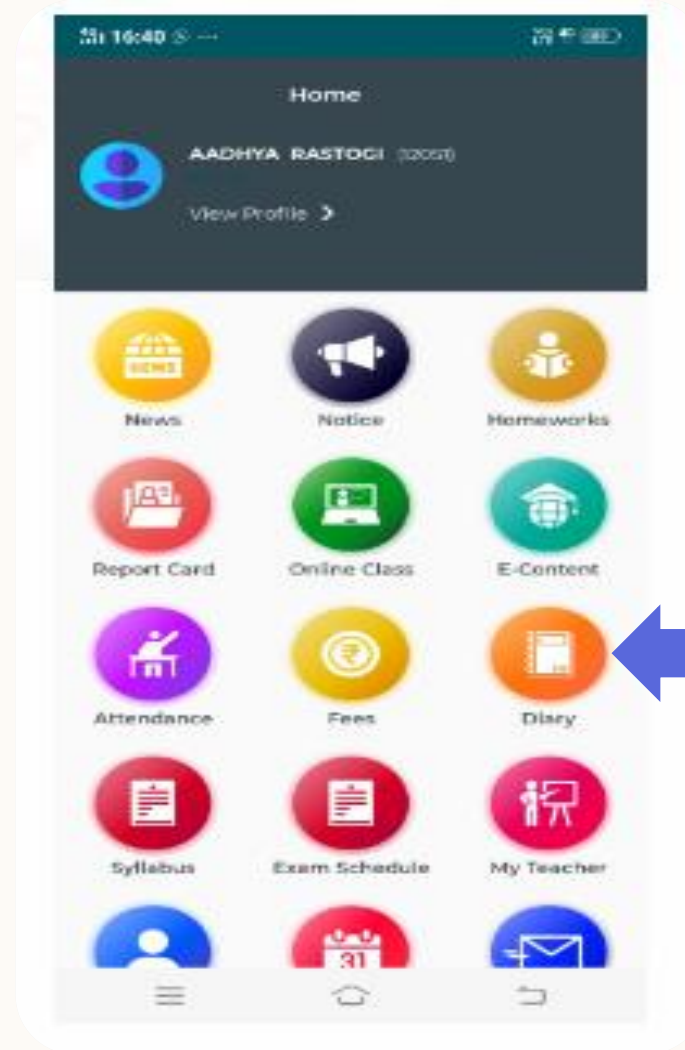
# HOMEWORK VIEW IN MOBILE APP

- Click the homework icon and view.



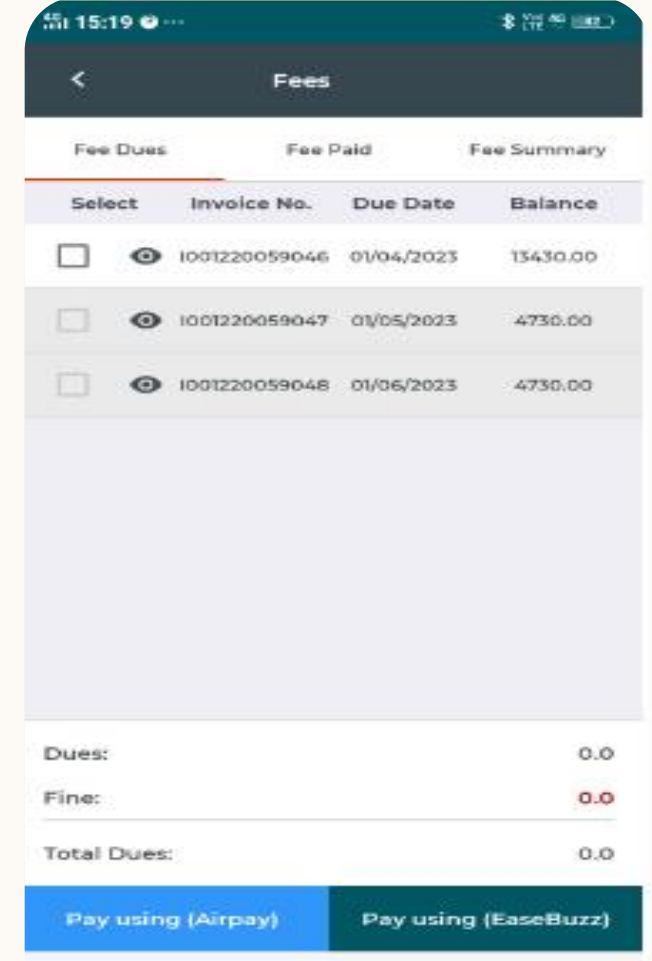
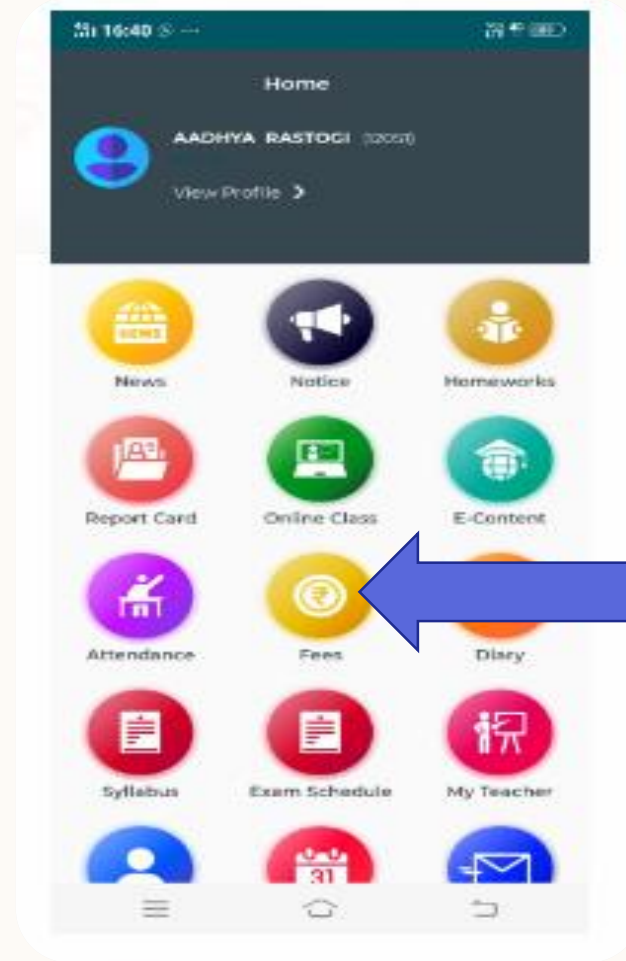
# DAIRY UPLOAD IN MOBILE APP

❑ Click on the Dairy Icon



# FEE OPTION IN MOBILE APP

- ❑ Click on the fee Icon all dues will be visible.
- ❑ Click to the Pay for further process of payment





# STUDENT LOGIN

- ❑ First you need to login with student ID and password.

The screenshot displays the login page for the eSSMS (e-School Management System) for St. Andrews Scots Senior Sec School. The page features a red background with a pattern of school-related icons. On the left, there is a white box containing the school's crest and the text "ANDREWS eConnect". The crest is circular with "ST. ANDREWS SCOTS SENIOR SEC SCHOOL" around the top and "TO LEARN AND SERVE" at the bottom. The text "ANDREWS eConnect" is in red. In the center, a large white arrow points from the school logo towards the login form. The login form is a white box with the following elements: "User ID" label above a text input field; "Password" label above a password input field with a "Enter your password" placeholder; "Please enter your password" text below the password field; "Forgot password?" and "Forgot UserID?" links; and a "Sign in" button. At the top right of the page, there are two blue buttons: "To Verification" and "For Online Payment! Click here". At the bottom, the "eSSMS" logo is present, along with the copyright notice "© 2019-20 Sonet Microsystems Pvt. Ltd. All Rights Reserved" and the tagline "Best School ERP Software". The main heading "SCHOOL MANAGEMENT SYSTEM" and subtitle "Complete School Management System" are displayed in white text at the bottom center.

# STUDENT DASHBOARD IN WEB BROWSER

**SMS** A Complete School ERP **School Management System**

Home Fees Attendance Circular/Notice Homework/Assignments eContent Online Class

**Parent Profile**

**VIVEK RASTOGI**  
 NA  
 9818813567

**AARTI RASTOGI**  
 NA  
 9999999999

**My Children**

AADHYA RASTOGI( 12051 )  
 VIII - C

**Teachers**

SHAILESH HINDI  
 MANVI VOHRA  
 ARNOV MAAN  
 HINDI  
 ZHANGEN

**Latest News** No News Available

**Online Classes** Report Card

Click here for Today's Online Classes

**Exam Sch.**  
 No Record Found

**Calendar**

Events Holidays

April 2023

Sun	Mon	Tue	Wed	Thu	Fri	Sat
26	27	28	29	30	31	
1	2	3	4	5	6	7
8	9	10	11	12	13	14
15	16	17	18	19	20	21
22	23	24	25	26	27	28



# ATTENDANCE VIEW IN STUDENT LOGIN

The screenshot displays the 'eSMS School Management System' interface. The browser address bar shows the URL: `standrews.schooloncloud.com/ParentDashboard/StudentAttendance`. The navigation menu includes: Home, Fees, Attendance, Circular/Notice, Homework/Assignments, eContent, and Online Class. A blue arrow points to the 'Attendance' menu item. The user profile dropdown shows 'AADHYA RASTOGI (12...)'.

Academic Session: 2023-24  
Student Name: AADHYA RASTOGI  
Class Section: VIII - C

### Attendance Detail

Month	Total Days	Present	Absent	Attendance (%)
April	15.00	15.00	0.00	100.00%

### My Calendar

April 2023

Sun	Mon	Tue	Wed	Thu	Fri	Sat
26	27	28	29	30	31	1
						Week Off

# HOMWORK IN STUDENT LOGIN

standrews.schooioncloud.com/ParentDashboard/StudentAcademicContent

**SMS** Complete School ERP **School Management System**

Home Fees Attendance Circular/Notice **Homework/Assignments** eContent Online Class

AADHYA RASTOGI( 12051 ) CI

Academic Homework

Type: Select Subject: Select

Active Between(From Date): From Date Active Between(To Date): From Date

Submission From Date: From Date Submission To Date: From Date

Status: Select

Clear Filter

Search on all columns

Action	Type	Subject Name	Title	ReferredBy	Submission Date	Active From	Active Upto	Submitted Status
	Home Work	ENGLISH	PUNCTUATION	PAULAMY BHATTACHARJEE-1001220011631	28/04/2023	27/04/2023	28/04/2023	Pending
	Home Work	SANSKRIT	Lesson 3	SARVESH TIWARI-1001220007611	28/04/2023	27/04/2023	28/04/2023	Pending

**SMS** © 2016 Sonet Microsystems Pvt. Ltd. All Rights Reserved

[click here for support](#)

# FEE OPTION IN STUDENT LOGIN

The screenshot shows the 'eSMS School Management System' interface. The browser address bar displays 'standrews.schooloncloud.com/ParentDashboard/StudentDues'. The navigation menu includes 'Home', 'Fees', 'Attendance', 'Circular/Notice', 'Homework/Assignments', 'eContent', and 'Online Class'. A blue arrow points to the 'Fees' menu item. The user profile 'AADHYA RASTOGI VIII - C' is visible in the top right, along with 'Print Receipt(s)' and 'Payment Gateway Charges' buttons. The 'Dues' section contains a table with the following data:

<input checked="" type="checkbox"/> Select All	Invoice No.	Due Date	Balance Amount
<input checked="" type="checkbox"/>	I001220059046	01/04/2023	13430.00
<input checked="" type="checkbox"/>	I001220059047	01/05/2023	4730.00
<input checked="" type="checkbox"/>	I001220059048	01/06/2023	4730.00
		<b>Fine :</b>	<b>0.00</b>
		<b>Total Dues :</b>	<b>22890.00</b>

At the bottom right, there are two buttons: '₹ Pay Now (Easebuzz)' and '₹ Pay Now (AirPay)'. A large blue arrow points from the table area towards these buttons.

The background features a large white circle on the left and a large pink circle on the right, both overlapping a dark blue background. The pink circle contains several thin, white, concentric circular lines.

# **THANK YOU**

<https://standrews.schooloncloud.com>